PANAMEDICAL

entre em contato pelo site ou
e-mail comercial@panamedical.com.br

SugitaClip Titanium II

CE 0123

Caution	•Be sure not to use the product until you have carefully read the instruction manual and attached document and correctly understand their contents. •Be sure to carry out without fail the periodic inspections and the pre- and post-operative inspections. •For details about after-the-sale service be sure to inquire at our Sales Branches or the dealer from whom you have purchased this product.

Mizuho America Inc.
30057 Ahern Avenue Union City, CA 94587
www.mizuho.com
P:800-699-CLIP(2547)

Manufacturer
MIZUHO Corporation
Tokyo, JAPAN

Note:Published specifications are subject to change without prior notice.
Details and colors of the images might be different from ones of real products.

©Mizuho America, Inc. ABPM 002, Rev B Effective Date 03/28/19

MIZUHO
Medical Innovation

TAE

SUGITA TITANIUM ANEURYSM CLIPS AND APPLIERS

Sugita Titanium Aneurysm Clip Ⅱ from Mizuho.
Revolutionizing Aneurysm Management, again.

Tomorrow's aneurysm management is available today – embodied in the new Sugita Titanium Aneurysm Clip Ⅱ (T2).
T2 isn't an old design recast in new material but rather a truly innovative advancement, patiently evolved from the industry's most trusted and acclaimed design. By integrating a new, ultra-slim spring-profile that's 50% thinner, with today's widest blade opening and an exclusive bridge wire system, Mizuho has given you today what you've waited years for – unprecedented handling and control and a clearer line of sight.
T2 – the future has just arrived.



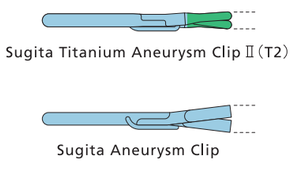

Ultra-Slim Spring
Using cutting-edge technology available exclusively to Mizuho, designers reduced the already ultra-low Sugita spring profile by 50%, giving surgeons unprecedented ease of handling and greater visibility of local anatomy.

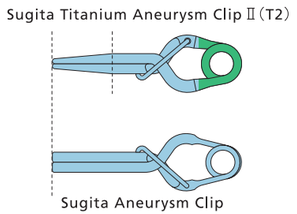

Delicately Tapered Blade
A slim blade design with tapered tip allows a smooth approach into deeper, hard-to-reach surgical sites. The finer blade and distal tip contributes to exposure of vital surrounding structures.

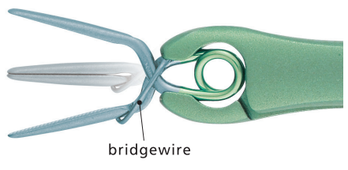

Widest Opening Available
The industry's widest blade opening provides greater freedom of movement when maneuvering the clip over the aneurysm neck, while the exclusive Sugita bridgewire system prevents twisting.

Atraumatic Blade Impact
The channel-shaped pattern uniformly covers the blade's surface, effectively widening the contact area and improving grip force for a strong, consistent hold. Unique design helps ensure vessel safety by reducing slippage and preserving tissue integrity.

MRI Compatibility
T2's Titanium alloy offers excellent biological compatibility, durability and wear resistance for permanent or temporary cerebral aneurysms occlusion. Independent, third-party tests, using FDA and ASTM standards, prove T2 Clips to be MR Conditional up to 3 Tesla.

A Clip for Every Need
To facilitate treatment of complex aneurysms, the T2 Clip is available in a wide variety of blade shapes, lengths and angles. Clip-spring colors match appropriate appliers for fast, accurate instrument identification.

Innovative Product Configurations

134 types are available

Clip springs and jaw colors are color coordinated to help accurately match clips with their corresponding appliers/removers.

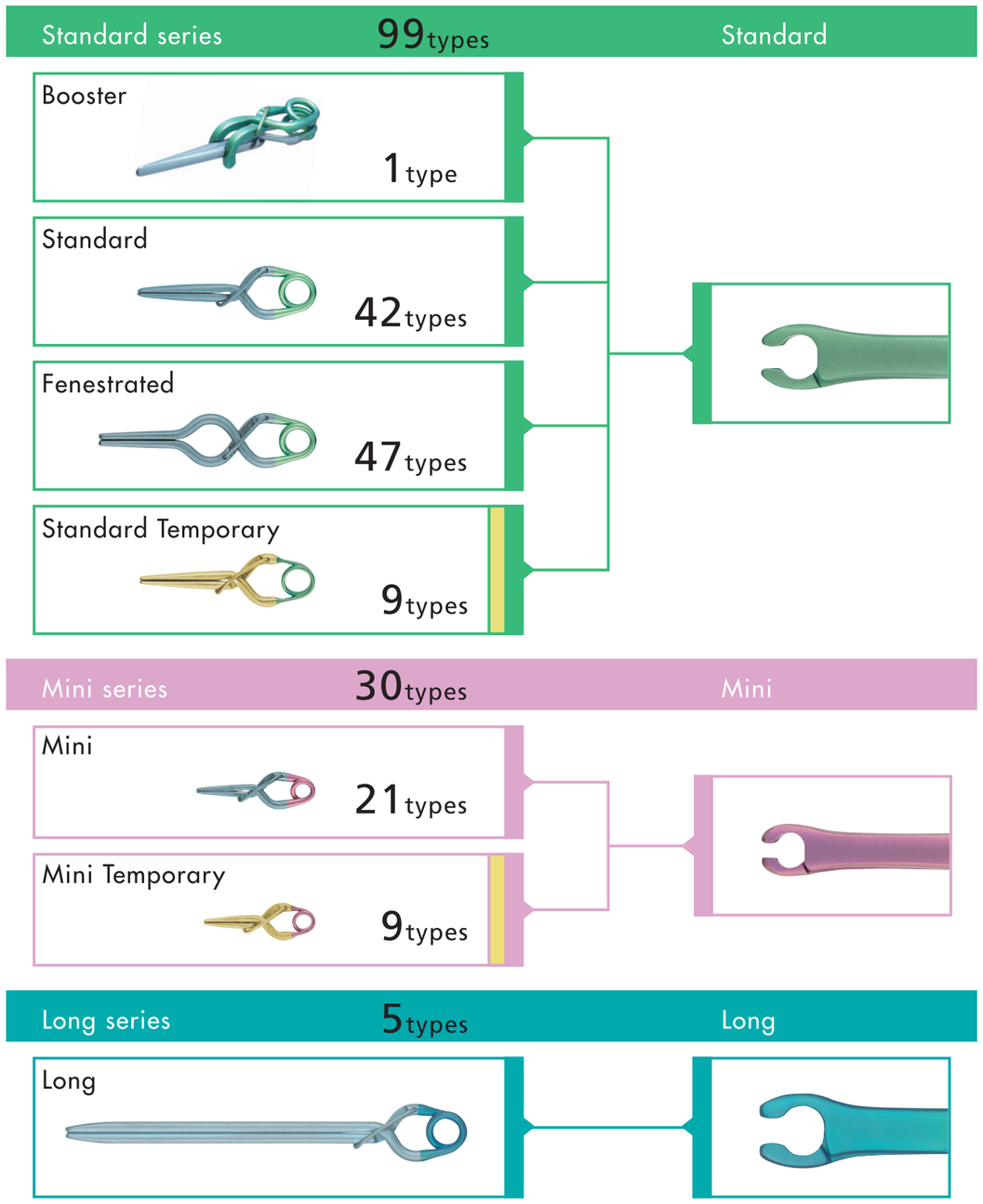

Sugita Titanium Aneurysm Clip Ⅱ (T2) Lineup

Prod. Code	Product Name
17-001-01	TII 8.5 Straight 7mm
17-001-02	TII 10.5 Straight 10mm
17-001-03	TII 11.0 Bayonet 7mm
17-001-04	TII 9.5 Bent 8mm
17-001-05	TII 11.0 Sideward Bent 8mm
17-001-06	TII 10.0 Sideward Curved 9mm
17-001-07	TII 12.0 Sideward Cvd. Bayonet 8.5mm
17-001-08	TII 9.5 Curved 9mm
17-001-09	TII 10.0 Slight Curved 9mm
17-001-10	TII 11.5 Straight 12mm
17-001-11	TII 13.5 Sideward Bent 12mm
17-001-12	TII 11.0 Bent 12mm
17-001-13	TII 13.0 Bayonet 10mm
17-001-14	TII 14.0 Bayonet 12mm
17-001-15	TII 13.5 Straight 15mm
17-001-16	TII 14.0 Slightly Curved Bayonet 12mm
17-001-17	TII 15.5 Slightly Curved 18mm
17-001-18	TII 15.5 Straight 18mm
17-001-20	TII 8.0 L-Shaped 5mm
17-001-21	TII 8.0 L-Shaped 7.5mm
17-001-22	TII 8.0 L-Shaped 10.0mm
17-001-23	TII 9.0 J-Shaped 6mm
17-001-24	TII 9.0 J-Shaped 7.5 mm
17-001-25	TII 9.5 J-Shaped 9.0mm
17-001-47	TII 10.5 45° 5mm
17-001-48	TII 11.5 45° 7.5mm
17-001-49	TII 12.5 45° 10mm
17-001-50	TII 13.0 Slightly Curved 14mm
17-001-60	TII 8.0 L-Shape w/Curve 7.5mm
17-001-61	TII 8.0 L-Shape w/Curve 10mm
17-001-62	TII 9.0 1/4 Curved 7.5mm
17-001-63	TII 9.5 1/4 Curved 8.6mm
17-001-64	TII 10.5 Slightly Bent 8mm
17-001-65	TII 11.0 Slightly Curved 11mm
17-001-66	TII 11.0 Slightly (More) Curved 11mm
17-001-68	TII 10.0 Slightly Curved 9mm (8B)
17-001-69	TII 9.5 Curved 9mm
17-001-70	TII 17.0 Straight 21mm (19A)
17-001-73	TII 11.0 1/4 Curved 11mm
17-002-01	TII 9.0 Crankshaft 3mm
17-002-02	TII 10.0 Crankshaft 4mm
17-002-03	TII 10.0 Crankshaft Tall 4mm
17-001-26	TII Fenestrated (3.5) 11.0 Straight 6mm
17-001-27	TII Fenestrated (3.5) 13.0 Straight 9mm
17-001-28	TII Fenestrated (3.5) 14.5 Straight 12mm
17-001-29	TII Fenestrated (5.0) 12.0 Straight 6mm
17-001-30	TII Fenestrated (5.0) 14.0 Straight 9mm
17-001-31	TII Fenestrated (5.0) 15.5 Straight 12mm
17-001-32	TII Fenestrated (3.5) 8.5 Bent 5mm
17-001-33	TII Fenestrated (3.5) 9.0 Bent 7.5mm
17-001-34	TII Fenestrated (3.5) 10.0 Bent 10mm
17-001-35	TII Fenestrated (5.0) 9.5 Bent 5mm
17-001-36	TII Fenestrated (5.0) 10.0 Bent 7.5mm
17-001-37	TII Fenestrated (5.0) 11.0 Bent 10mm
17-001-38	TII Fenestrated (3.5) 7.5 L-Shaped 5mm
17-001-39	TII Fenestrated (3.5) 7.5 L-Shaped 7.5mm
17-001-40	TII Fenestrated (3.5) 7.5 L-Shaped 10mm
17-001-41	TII Fenestrated (5.0) 8.5 L-Shaped 5mm
17-001-42	TII Fenestrated (5.0) 8.5 L-Shaped 7.5mm
17-001-43	TII Fenestrated (5.0) 8.5 L-Shaped 10mm
17-001-44	TII Fenestrated (5.0) 10.5 Bayonet 5mm
17-001-45	TII Fenestrated (5.0) 12.0 Bayonet 7.5mm
17-001-46	TII Fenestrated (5.0) 13.5 Bayonet 10mm
17-001-74	TII Fenestrated (5.0) 8.5 L-Shaped Curved Left 5mm
17-001-75	TII Fenestrated (5.0) 8.5 L-Shaped Curved Left 7.5mm
17-001-76	TII Fenestrated (5.0) 8.5 L-Shaped Curved Left 10mm
17-001-77	TII Fenestrated (5.0) 8.5 L-Shaped Curved Right 5mm
17-001-78	TII Fenestrated (5.0) 8.5 L-Shaped Curved Right 7.5mm
17-001-79	TII Fenestrated (5.0) 8.5 L-Shaped Curved Right 10mm

Prod. Code	Product Name
17-002-04	TII Fenestrated Fujita (5.0) 11.0 Straight Angled 5mm
17-002-05	TII Fenestrated Fujita (5.0) 12.0 Straight Angled 7.5mm
17-002-07	TII Fenestrated Fujita (5.0) 9.0 Bent Angled to R 5mm
17-002-08	TII Fenestrated Fujita (5.0) 10.0 Bent Angled to R 7.5mm
17-002-09	TII Fenestrated Fujita (5.0) 9.0 Bent Angled to L 5mm
17-002-10	TII Fenestrated Fujita (5.0) 10.0 Bent Angled to L 7.5mm
17-002-11	TII Fenestrated Fujita (5.0) 8.0 L-Shaped Angled to R 5mm
17-002-12	TII Fenestrated Fujita (5.0) 8.0 L-Shaped Angled to R 7.5mm
17-002-13	TII Fenestrated Fujita (5.0) 8.0 L-Shaped Angled to L 5mm
17-002-14	TII Fenestrated Fujita (5.0) 8.0 L-Shaped Angled to L 7.5mm
17-006-01	TII Fenestrated (5.0) 9.5 L-Shaped Window 3mm
17-006-02	TII Fenestrated (5.0) 10.0 L-Shaped Window 4mm
17-006-03	TII Fenestrated (5.0) 11.0 L-Shaped Window 5mm
17-006-35	TII Fenestrated (3.5) 8.0 Bent 3mm
17-006-36	TII Fenestrated (5.0) 9.0 Bent 3mm
17-006-37	TII Fenestrated (5.0) 8.5 L-Shaped 3mm
17-006-38	TII Fenestrated (3.5) 9.0 Straight 3mm
17-006-39	TII Fenestrated (3.5) 10.0 Straight 4mm
17-006-40	TII Fenestrated (5.0) 11.0 Straight 4mm
17-006-43	TII Fenestrated (3.5) 7.5 L-Shaped 3mm
17-001-80	TII Mini 5.5 Straight 4mm
17-001-81	TII Mini 7.0 Straight 6mm
17-001-83	TII Mini 6.5 Curved 5mm
17-001-84	TII Mini 7.0 Bent 5mm
17-001-85	TII Mini 5.5 Curved 4mm
17-001-86	TII Mini 7.5 Sideward Curved 7mm
17-001-87	TII Mini 6.0 Curved 5mm
17-001-88	TII Mini 7.5 Curved 7mm
17-001-89	TII Mini 8.5 Bayonet 5mm
17-001-95	TII Mini 5.5 Straight Slim 4mm
17-001-96	TII Mini 7.0 Straight Slim 6mm
17-001-97	TII Mini 7.0 Curved Slim 6.7mm
17-001-98	TII Mini 8.0 Curved Slim 8.2mm
17-001-99	TII Mini 6.5 Curved Slim 5.2mm
17-002-15	TII Mini 8.0 Straight 8mm
17-002-16	TII Mini 7.0 Curved 6.5mm
17-002-17	TII Mini 6.5 Slightly Curved 5.5mm
17-002-18	TII Mini 7.0 Slightly Curved 6.5mm
17-002-19	TII Mini 8.5 Sideward Bent 6mm
17-002-20	TII Mini 10.0 Bayonet 7mm
17-002-21	TII Mini 6.5 Curved Slim 5.5mm
17-001-71	TII Long 19.0 Bayonet 21mm (19B)
17-001-72	TII Long 18.0 Straight 25mm (19C)
17-001-90	TII Long 20.5 Straight 30mm
17-001-91	TII Long 23.5 Straight 35mm
17-001-92	TII Long 26.0 Straight 40mm
17-002-00	TII Booster 7.0 Curved 3.5mm
17-001-51	TII Temporary 9.0 Straight 7mm
17-001-52	TII Temporary 10.5 Straight 10mm
17-001-53	TII Temporary 11.5 Bayonet 7mm
17-001-54	TII Temporary 9.5 Bent 8mm
17-001-55	TII Temporary 11.0 Slightly Curved 11mm
17-006-31	TII Temporary 12.0 Straight 12mm
17-006-32	TII Temporary 13.5 Straight 15mm
17-006-33	TII Temporary 16.5 Straight 20mm
17-006-34	TII Temporary 13.0 Slightly Curved 14mm
17-001-56	TII Mini Temp. 7.0 Straight 6mm
17-001-57	TII Mini Temp. 7.0 Bent 5mm
17-001-58	TII Mini Temp. 7.0 Straight Slim 6mm
17-006-23	TII Mini Temp. 9.5 Straight 10mm
17-006-24	TII Mini Temp. 12.5 Straight 15mm
17-006-27	TII Mini Temp. 6.0 Straight 4mm
17-006-28	TII Mini Temp. 6.5 Straight 5mm
17-006-29	TII Mini Temp. 7.5 Straight 7mm
17-006-30	TII Mini Temp. 8.0 Straight 8mm

Mini　Standard

* All Clips are packaged non-sterile.

Prod. Code / Model No.	1/1 size image din. (mm)	
Max opening	Closing force (±7.5%)	

17-001-80
No.80
Straight
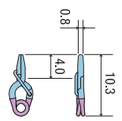

5.5 (mm) | 130 (g) | 1.27 (N)

17-001-95
No.95
Straight Slim
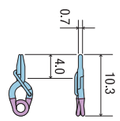

5.5 (mm) | 130 (g) | 1.27 (N)

17-001-81
No.81
Straight
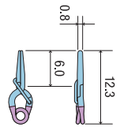

7.0 (mm) | 130 (g) | 1.27 (N)

17-001-96
No.96
Straight Slim
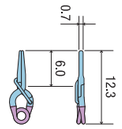

7.0 (mm) | 130 (g) | 1.27 (N)

17-002-15
No.100
Straight
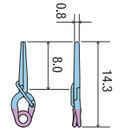

8.0 (mm) | 130 (g) | 1.27 (N)

17-001-84
No.84
Bent
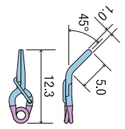

7.0 (mm) | 130 (g) | 1.27 (N)

17-001-86
No.86
Sideward Curved
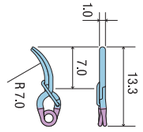

7.5 (mm) | 130 (g) | 1.27 (N)

17-002-19
No.104
Sideward Bent
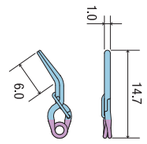

8.5 (mm) | 130 (g) | 1.27 (N)

17-001-89
No.89
Bayonet
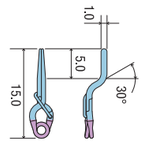

8.5 (mm) | 130 (g) | 1.27 (N)

17-002-20
No.105
Bayonet
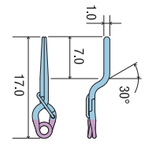

10.0 (mm) | 130 (g) | 1.27 (N)

17-001-85
No.85
Curved
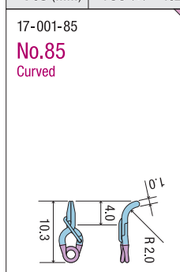

5.5 (mm) | 130 (g) | 1.27 (N)

17-001-99
No.99
Curved Slim
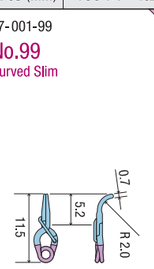

6.5 (mm) | 130 (g) | 1.27 (N)

17-001-87
No.87
Curved
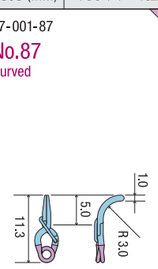

6.0 (mm) | 130 (g) | 1.27 (N)

17-001-98
No.98
Curved Slim
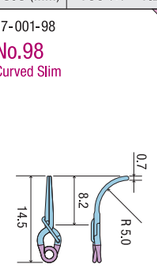

8.0 (mm) | 130 (g) | 1.27 (N)

17-001-83
No.83
Curved
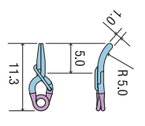

6.5 (mm) | 130 (g) | 1.27 (N)

17-002-17
No.102
Slightly Curved
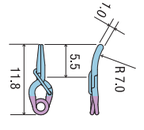

6.5 (mm) | 130 (g) | 1.27 (N)

17-002-21
No.106
Curved Slim
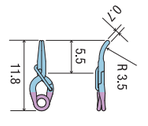

6.5 (mm) | 130 (g) | 1.27 (N)

17-002-16
No.101
Curved
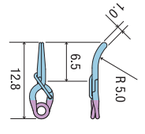

7.0 (mm) | 130 (g) | 1.27 (N)

17-002-18
No.103
Slightly Curved
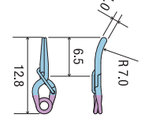

7.0 (mm) | 130 (g) | 1.27 (N)

17-001-97
No.97
Curved Slim
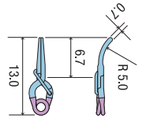

7.0 (mm) | 130 (g) | 1.27 (N)

17-001-88
No.88
Curved
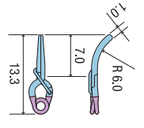

7.5 (mm) | 130 (g) | 1.27 (N)

17-002-01
No.C01
Crankshaft
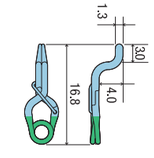

9.0 (mm) | 150 (g) | 1.47 (N)

17-002-02
No.C02
Crankshaft
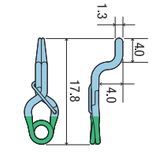

10.0 (mm) | 150 (g) | 1.47 (N)

17-002-03
No.C03
Crankshaft
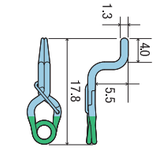

10.0 (mm) | 150 (g) | 1.47 (N)

Standard

* All Clips are packaged non-sterile.

Prod. Code / Model No.	1/1 size image din. (mm)	
Max opening	Closing force (±7.5%)	

17-001-01
No.1
Straight
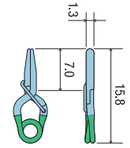

8.5 (mm) | 150 (g) | 1.47 (N)

17-001-02
No.2
Straight
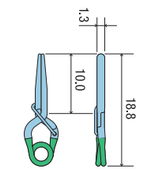

10.5 (mm) | 150 (g) | 1.47 (N)

17-001-10
No.10
Straight
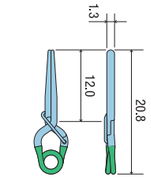

11.5 (mm) | 170 (g) | 1.67 (N)

17-001-15
No.15
Straight
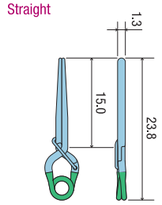

13.5 (mm) | 170 (g) | 1.67 (N)

17-001-18
No.18
Straight
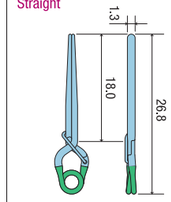

15.5 (mm) | 170 (g) | 1.67 (N)

17-001-70
No.70 (19A)
Straight
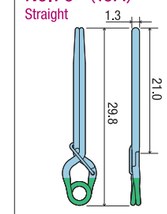

17.0 (mm) | 170 (g) | 1.67 (N)

17-001-03
No.3
Bayonet
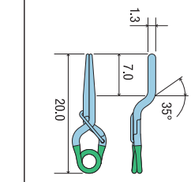

11.0 (mm) | 150 (g) | 1.47 (N)

17-001-13
No.13
Bayonet
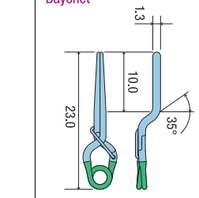

13.0 (mm) | 150 (g) | 1.47 (N)

17-001-14
No.14
Bayonet
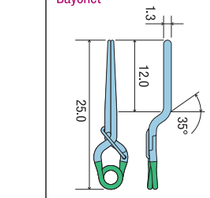

14.0 (mm) | 170 (g) | 1.67 (N)

17-001-16
No.16
Slightly Curved Bayonet
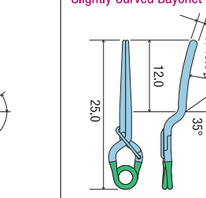

14.0 (mm) | 170 (g) | 1.67 (N)

17-001-04
No.4
Bent
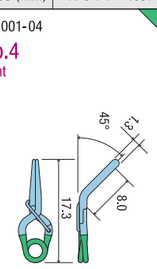

9.5 (mm) | 150 (g) | 1.47 (N)

17-001-64
No.64 (4B)
Slightly Bent
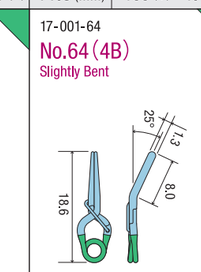

10.5 (mm) | 150 (g) | 1.47 (N)

17-001-12
No.12
Bent
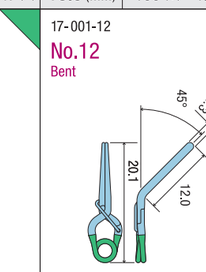

11.0 (mm) | 170 (g) | 1.67 (N)

17-001-47
No.47
45° Angled
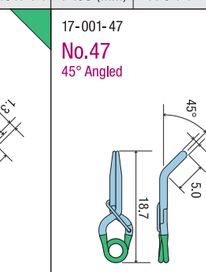

10.5 (mm) | 150 (g) | 1.47 (N)

17-001-48
No.48
45° Angled
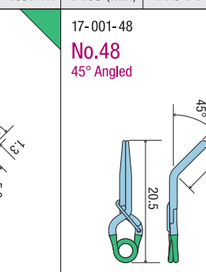

11.5 (mm) | 150 (g) | 1.47 (N)

17-001-49
No.49
45° Angled

12.5 (mm) | 150 (g) | 1.47 (N)

17-001-23
No.23
J-Shaped
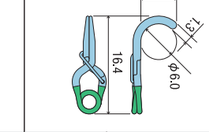

9.0 (mm) | 150 (g) | 1.47 (N)

17-001-24
No.24
J-Shaped
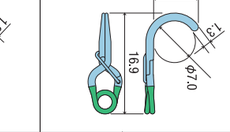

9.0 (mm) | 150 (g) | 1.47 (N)

17-001-25
No.25
J-Shaped
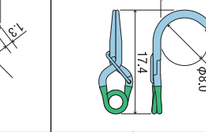

9.5 (mm) | 150 (g) | 1.47 (N)

17-001-73
No.73
1/4 Curved
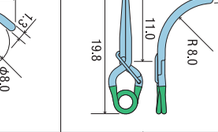

11.0 (mm) | 170 (g) | 1.67 (N)

17-001-20
No.20
L-Shaped
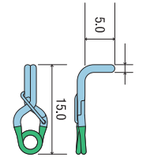

8.0 (mm) | 150 (g) | 1.47 (N)

17-001-21
No.21
L-Shaped
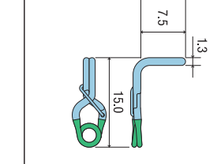

8.0 (mm) | 150 (g) | 1.47 (N)

17-001-22
No.22
L-Shaped
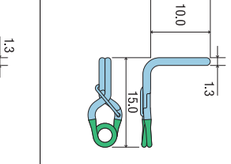

8.0 (mm) | 150 (g) | 1.47 (N)

17-001-60
No.60
L-Shaped w/Curved
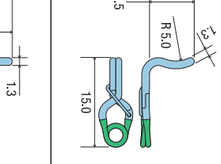

8.0 (mm) | 150 (g) | 1.47 (N)

17-001-61
No.61
L-Shaped w/Curved
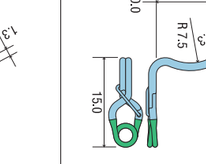

8.0 (mm) | 150 (g) | 1.47 (N)

Standard Long

Prod. Code / Model No.	1/1 size image din. (mm)
Max opening	Closing force (±7.5%)

* All Clips are packaged non-sterile.

17-001-08
No.8
Curved

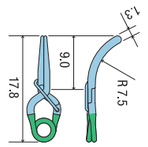

9.5 (mm) | 150 (g) | 1.47 (N)

17-001-68
No.68 (8B)
Slightly Curved

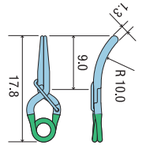

10.0 (mm) | 150 (g) | 1.47 (N)

17-001-09
No.9
Slightly Curved

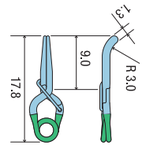

10.0 (mm) | 150 (g) | 1.47 (N)

17-001-62
No.62
¼ Curved

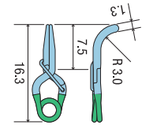

9.0 (mm) | 150 (g) | 1.47 (N)

17-001-63
No.63
¼ Curved

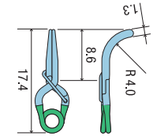

9.5 (mm) | 150 (g) | 1.47 (N)

17-001-69
No.69
Curved

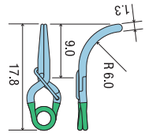

9.5 (mm) | 150 (g) | 1.47 (N)

17-001-65
No.65
Slightly Curved

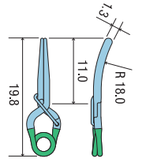

11.0 (mm) | 170 (g) | 1.67 (N)

17-001-66
No.66
Slightly Curved

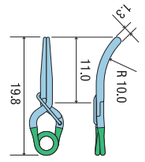

11.0 (mm) | 170 (g) | 1.67 (N)

17-001-50
No.50
Slightly Curved

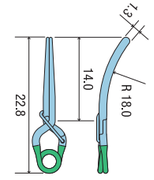

13.0 (mm) | 170 (g) | 1.67 (N)

17-001-17
No.17
Slightly Curved

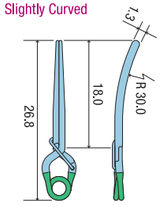

15.5 (mm) | 170 (g) | 1.67 (N)

17-001-05
No.5
Sideward Bent

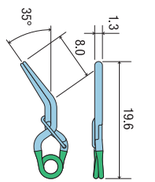

11.0 (mm) | 150 (g) | 1.47 (N)

17-001-06
No.6
Sideward Curved

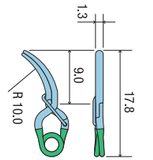

10.0 (mm) | 150 (g) | 1.47 (N)

17-001-07
No.7
Sideward Curved Bayonet

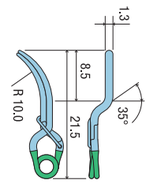

12.0 (mm) | 150 (g) | 1.47 (N)

17-001-11
No.11
Sideward Bent

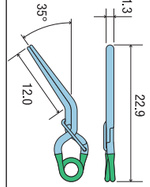

13.5 (mm) | 170 (g) | 1.67 (N)

17-001-71
No.71 (19B)
Bayonet

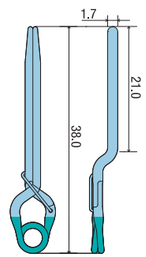

19.0 (mm) | 170 (g) | 1.67 (N)

17-001-72
No.72 (19C)
Straight

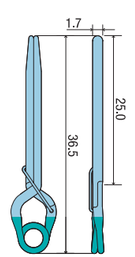

18.0 (mm) | 170 (g) | 1.67 (N)

17-001-90
No.90
Straight

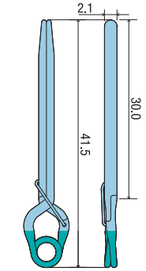

20.5 (mm) | 200 (g) | 1.96 (N)

17-001-91
No.91
Straight

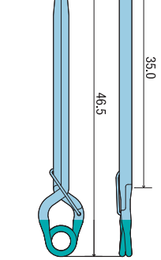

23.5 (mm) | 200 (g) | 1.96 (N)

17-001-92
No.92
Straight

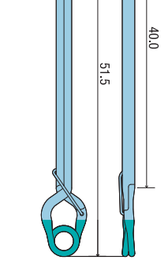

26.0 (mm) | 200 (g) | 1.96 (N)

Standard

Prod. Code / Model No.	1/1 size image din. (mm)
Max opening	Closing force (±7.5%)

* All Clips are packaged non-sterile.

17-006-38
No.144
Straight

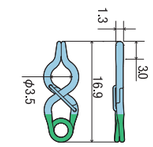

9.0 (mm) | 150 (g) | 1.47 (N)

17-006-39
No.145
Straight

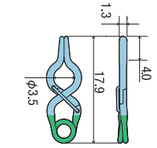

10.0 (mm) | 150 (g) | 1.47 (N)

17-001-26
No.26
Straight

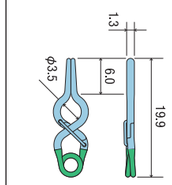

11.0 (mm) | 150 (g) | 1.47 (N)

17-001-27
No.27
Straight

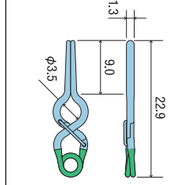

13.0 (mm) | 150 (g) | 1.47 (N)

17-001-28
No.28
Straight

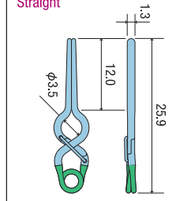

14.5 (mm) | 150 (g) | 1.47 (N)

17-006-40
No.146
Straight

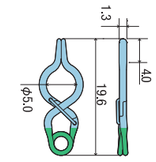

11.0 (mm) | 150 (g) | 1.47 (N)

17-001-29
No.29
Straight

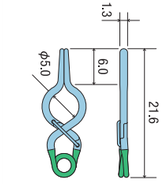

12.0 (mm) | 150 (g) | 1.47 (N)

17-001-30
No.30
Straight

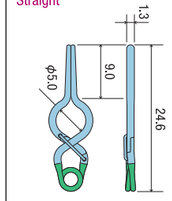

14.0 (mm) | 150 (g) | 1.47 (N)

17-001-31
No.31
Straight

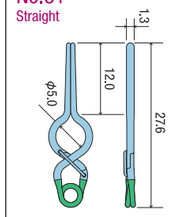

15.5 (mm) | 150 (g) | 1.47 (N)

17-006-35
No.141
Bent

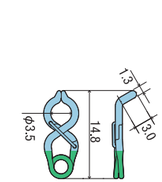

8.0 (mm) | 150 (g) | 1.47 (N)

17-001-32
No.32
Bent

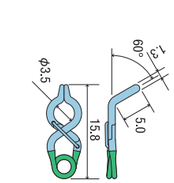

8.5 (mm) | 150 (g) | 1.47 (N)

17-001-33
No.33
Bent

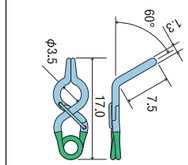

9.0 (mm) | 150 (g) | 1.47 (N)

17-001-34
No.34
Bent

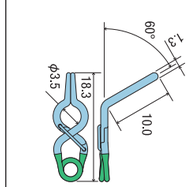

10.0 (mm) | 150 (g) | 1.47 (N)

17-006-01
No.107
L-Shaped

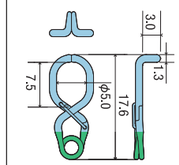

9.5 (mm) | 150 (g) | 1.47 (N)

17-006-36
No.142
Bent

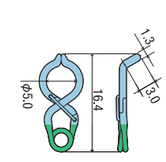

9.0 (mm) | 150 (g) | 1.47 (N)

17-001-35
No.35
Bent

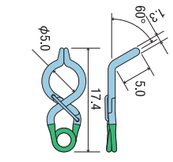

9.5 (mm) | 150 (g) | 1.47 (N)

17-001-36
No.36
Bent

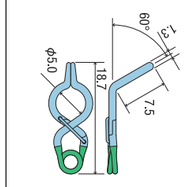

10.0 (mm) | 150 (g) | 1.47 (N)

17-001-37
No.37
Bent

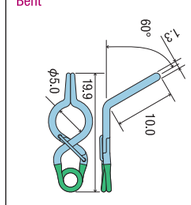

11.0 (mm) | 150 (g) | 1.47 (N)

17-006-02
No.108
L-Shaped

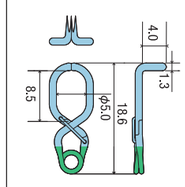

10.0 (mm) | 150 (g) | 1.47 (N)

17-001-44
No.44
Bayonet

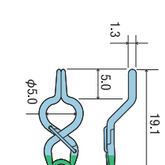

10.5 (mm) | 150 (g) | 1.47 (N)

17-001-45
No.45
Bayonet

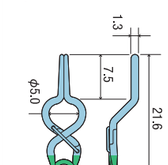

12.0 (mm) | 150 (g) | 1.47 (N)

17-001-46
No.46
Bayonet

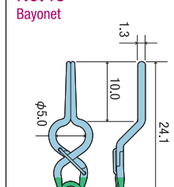

13.5 (mm) | 150 (g) | 1.47 (N)

17-006-03
No.109
L-Shaped

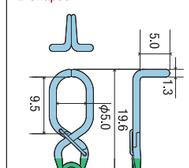

11.0 (mm) | 150 (g) | 1.47 (N)

Standard

Prod. Code / Model No. — 1/1 size image din. (mm)

* All Clips are packaged non-sterile.

Max opening	Closing force (±7.5%)

17-006-43
No.149
L-Shaped
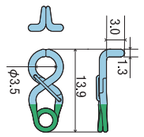

7.5 (mm) | 150 (g) | 1.47 (N)

17-001-38
No.38
L-Shaped
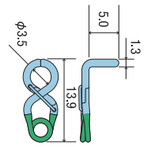

7.5 (mm) | 150 (g) | 1.47 (N)

17-001-39
No.39
L-Shaped
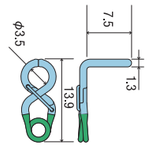

7.5 (mm) | 150 (g) | 1.47 (N)

17-001-40
No.40
L-Shaped
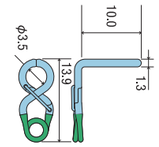

7.5 (mm) | 150 (g) | 1.47 (N)

17-006-37
No.143
L-Shaped
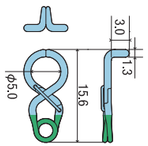

8.5 (mm) | 150 (g) | 1.47 (N)

17-001-41
No.41
L-Shaped
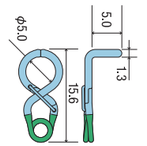

8.5 (mm) | 150 (g) | 1.47 (N)

17-001-42
No.42
L-Shaped
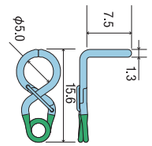

8.5 (mm) | 150 (g) | 1.47 (N)

17-001-43
No.43
L-Shaped
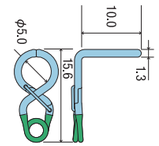

8.5 (mm) | 150 (g) | 1.47 (N)

17-001-79
No.79
L-Shaped Curved to R
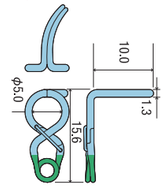

8.5 (mm) | 150 (g) | 1.47 (N)

17-001-74
No.74
L-Shaped Curved to L
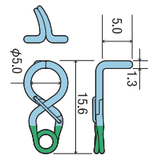

8.5 (mm) | 150 (g) | 1.47 (N)

17-001-75
No.75
L-Shaped Curved to L
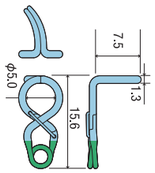

8.5 (mm) | 150 (g) | 1.47 (N)

17-001-76
No.76
L-Shaped Curved to L
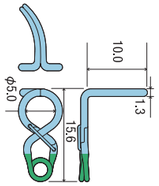

8.5 (mm) | 150 (g) | 1.47 (N)

17-001-77
No.77
L-Shaped Curved to R
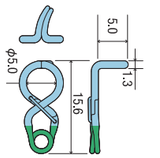

8.5 (mm) | 150 (g) | 1.47 (N)

17-001-78
No.78
L-Shaped Curved to R
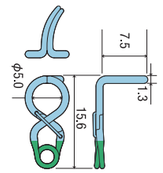

8.5 (mm) | 150 (g) | 1.47 (N)

17-002-04
No.F01
Straight Angled
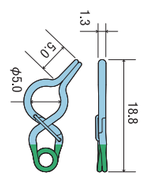

11.0 (mm) | 150 (g) | 1.47 (N)

17-002-05
No.F02
Straight Angled
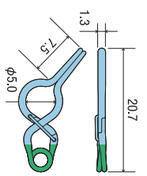

12.0 (mm) | 150 (g) | 1.47 (N)

17-002-07
No.F06
Bent Angled to R
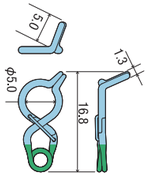

9.0 (mm) | 150 (g) | 1.47 (N)

17-002-08
No.F07
Bent Angled to R
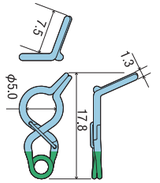

10.0 (mm) | 150 (g) | 1.47 (N)

17-002-09
No.F08
Bent Angled to L
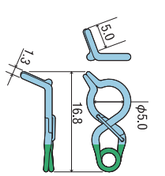

9.0 (mm) | 150 (g) | 1.47 (N)

17-002-10
No.F09
Bent Angled to L
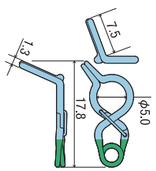

10.0 (mm) | 150 (g) | 1.47 (N)

17-002-11
No.F11
L-Shaped Angled to R
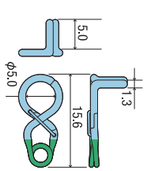

8.0 (mm) | 150 (g) | 1.47 (N)

17-002-12
No.F12
L-Shaped Angled to R
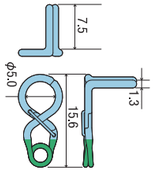

8.0 (mm) | 150 (g) | 1.47 (N)

17-002-13
No.F13
L-Shaped Angled to L
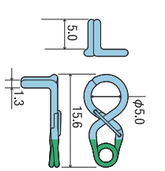

8.0 (mm) | 150 (g) | 1.47 (N)

17-002-14
No.F14
L-Shaped Angled to L
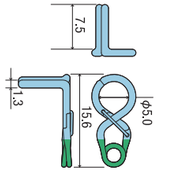

8.0 (mm) | 150 (g) | 1.47 (N)

Mini Temporary / Standard Temporary / Standard

* Temporary clip is for one time use only.

Prod. Code / Model No. — 1/1 size image din. (mm)

* All Clips are packaged non-sterile.

Max opening	Closing force (±7.5%)

17-006-27
No.133
Straight
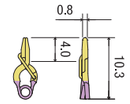

6.0 (mm) | 70 (g) | 0.69 (N)

17-006-28
No.134
Straight
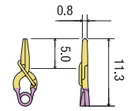

6.5 (mm) | 70 (g) | 0.69 (N)

17-001-56
No.56
Straight
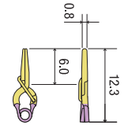

7.0 (mm) | 70 (g) | 0.69 (N)

17-001-58
No.58
Straight Slim
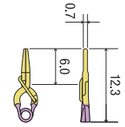

7.0 (mm) | 70 (g) | 0.69 (N)

17-006-29
No.135
Straight
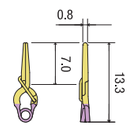

7.5 (mm) | 70 (g) | 0.69 (N)

17-006-30
No.136
Straight
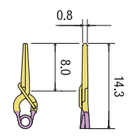

8.0 (mm) | 70 (g) | 0.69 (N)

17-006-23
No.129
Straight
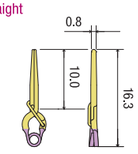

9.5 (mm) | 70 (g) | 0.69 (N)

17-006-24
No.130
Straight
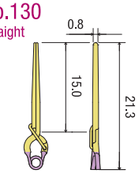

12.5 (mm) | 70 (g) | 0.69 (N)

17-001-57
No.57
Bent
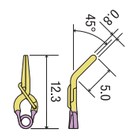

7.0 (mm) | 70 (g) | 0.69 (N)

17-001-51
No.51
Straight
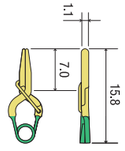

9.0 (mm) | 70 (g) | 0.69 (N)

17-001-52
No.52
Straight
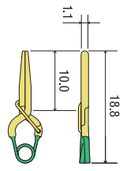

10.5 (mm) | 70 (g) | 0.69 (N)

17-006-31
No.137
Straight
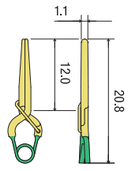

12.0 (mm) | 70 (g) | 0.69 (N)

17-006-32
No.138
Straight
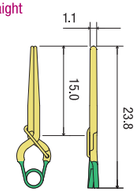

13.5 (mm) | 70 (g) | 0.69 (N)

17-006-33
No.139
Straight
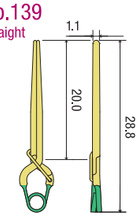

16.5 (mm) | 70 (g) | 0.69 (N)

17-001-53
No.53
Bayonet
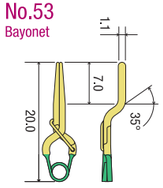

11.5 (mm) | 70 (g) | 0.69 (N)

17-001-54
No.54
Bent
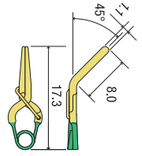

9.5 (mm) | 70 (g) | 0.69 (N)

17-001-55
No.55
Slightly Curved
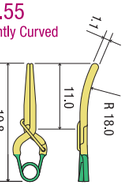

11.0 (mm) | 70 (g) | 0.69 (N)

17-006-34
No.140
Slightly Curved
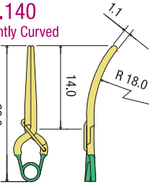

13.0 (mm) | 70 (g) | 0.69 (N)

17-002-00
No.Booster
Curved
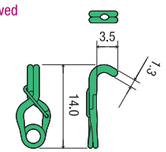

7.0 (mm) | 280 (g) | 2.75 (N)

Quality You Expect.
Safety You Can Trust.

Every Sugita Aneurysm Clip, including the new T2, embodies Mizuho's never-ending commitment to product quality and patient safety. From development and manufacturing through inspection and logistics, clips undergo stringent monitoring and control to assure optimal reliability and performance.

Individual Lot Numbers (A)
Lot numbers, laser etched on each clip, permit long-term traceability throughout the treatment period, and enable detailed clip data to be easily obtained, should the need arise.

Specification labeling (B)
Every clip label lists individual specifications plus clip closing force. Sugita is the first clip brand to indicate closing force on individual packages. Four labels are provided in each clip package. Please attach labels on the patient record and clip user card.

Clip User Card for Patient Support after Surgery
Please fill in clip information in the Clip User Card and give to the patient. This will ensure that the correct information is given to the surgeons when patients have an examination or reoperation.

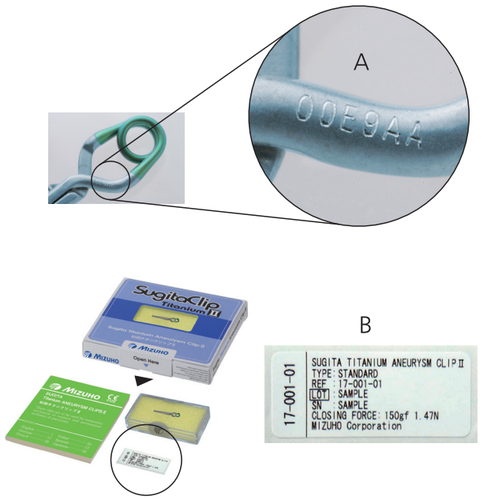

Clip User Card



If folded in two the card will be passport size and easy to carry with you.

Specification
Please stick label on this user card.

Clip User Card



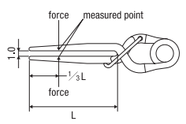

Method of measuring the closing force shall be in accordance with <ISO09713>.

Closing Force – In accordance with ISO09713, closing force is measured by opening the clip 1.0 mm. A computerized gauge meter measures force 1/3 blade length from the distal tip. Results are indicated on the clip label in both Newtons and grams.

Redesigned clip-case simplifies set selection.

Mizuho's modular clip-case system is laser-etched with detailed clip drawings that make it easy to organize, select, and stock a full surgical set. The system conveniently stores multiple clips per compartment and up to sixteen different appliers.



Four Individually Modular Clip Cases
The new T2 Clip organization case houses an entire set of aneurysm clips and appliers, with the room to store up to 123 individual clips and 16 different appliers, which fit securely into the all-encompassing lid with soft silicone brackets.

Detailed Drawings for Easy Instrument ID
To facilitate selection of the appropriate pattern, individual cases are laser etched with a two-sided clip drawing. Corresponding catalog numbers are also etched inside each cavity for ease of restocking.

Convenient Quick-Access Design
Clip cases are organized by clip type, allowing for quick access to the desired pattern:
Straight/Curved/Bent/Bayonet Clips
Mini/JCL/Temporary Clips
L-Shape/Angled/Window/Long Clips
Fenestrated Clips

NEW

Single Shaft Appliers

360 degree shaft rotation



Single shaft, low profile appliers designed for microsurgical, keyhole, and endoscopic aneurysm clippings.

- 360 degree shaft rotation with straight and 30 degree tip angulations allows for improved clipping access
- 50, 90, and 110mm active lengths for a variety of anterior and posterior circulation and endoscopic approaches
- Complete opening of the clips without sacrifice of the low profile nature of the appliers
- Color of the appliers' tips and handles specifically designed for easy identification with Sugita TII standard and mini clips
- Flush port facilitates improved cleaning

Single Shaft Appliers



Standard

Mini

Product Code	Product Name	Overall length	Working length
17-0128-1	Sugita Titanium Clip Ⅱ Single Shaft Applier Standard, 50mm DT	204mm	50mm
17-0128-2	Sugita Titanium Clip Ⅱ Single Shaft Applier Standard, 90mm DT	244mm	90mm
17-0128-3	Sugita Titanium Clip Ⅱ Single Shaft Applier Standard, 110mm DT	264mm	110mm
17-0128-4	Sugita Titanium Clip Ⅱ Single Shaft Applier Standard, 50mm 30deg. DT	204mm	50mm
17-0128-5	Sugita Titanium Clip Ⅱ Single Shaft Applier Standard, 90mm 30deg. DT	244mm	90mm
17-0128-6	Sugita Titanium Clip Ⅱ Single Shaft Applier Standard, 110mm 30deg. DT	264mm	110mm
17-0133-1	Sugita Titanium Clip Ⅱ Single Shaft Applier Mini, 50mm DT	204mm	50mm
17-0133-2	Sugita Titanium Clip Ⅱ Single Shaft Applier Mini, 90mm DT	244mm	90mm
17-0133-3	Sugita Titanium Clip Ⅱ Single Shaft Applier Mini, 110mm DT	264mm	110mm
17-0133-4	Sugita Titanium Clip Ⅱ Single Shaft Applier Mini, 50mm 30deg. DT	204mm	50mm
17-0133-5	Sugita Titanium Clip Ⅱ Single Shaft Applier Mini, 90mm 30deg. DT	244mm	90mm
17-0133-6	Sugita Titanium Clip Ⅱ Single Shaft Applier Mini, 110mm 30deg. DT	264mm	110mm

Instruments

New Fukushima Keyhole T2 Clip Appliers

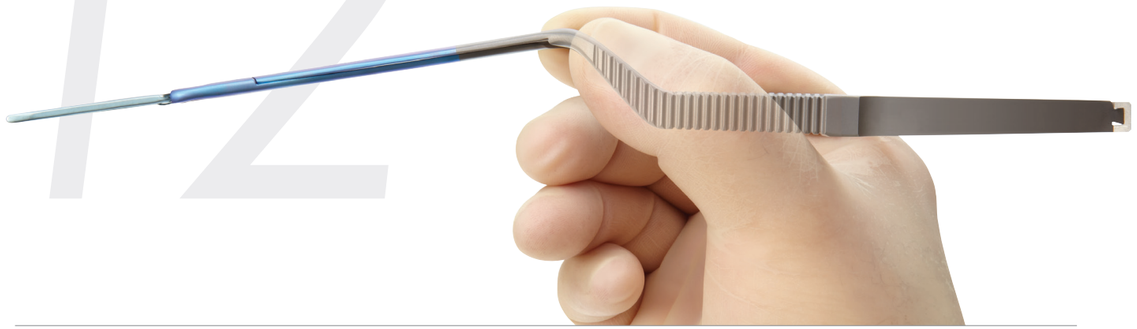

For Superior Visibility and Performance

Design Benefits

- Low Profile
- Unique Grip Design
- Excellent Balance
- 14 Shapes and Angles for Precise Procedural Match

Surgeon Friendly

- Ultra low profile allows optimal visibility of operative site
- Supports precise placement of Sugita Titanium Aneurysm Clip Ⅱ (T2)
- Meticulously milled jaw grooves help secure large and mini clip sizes

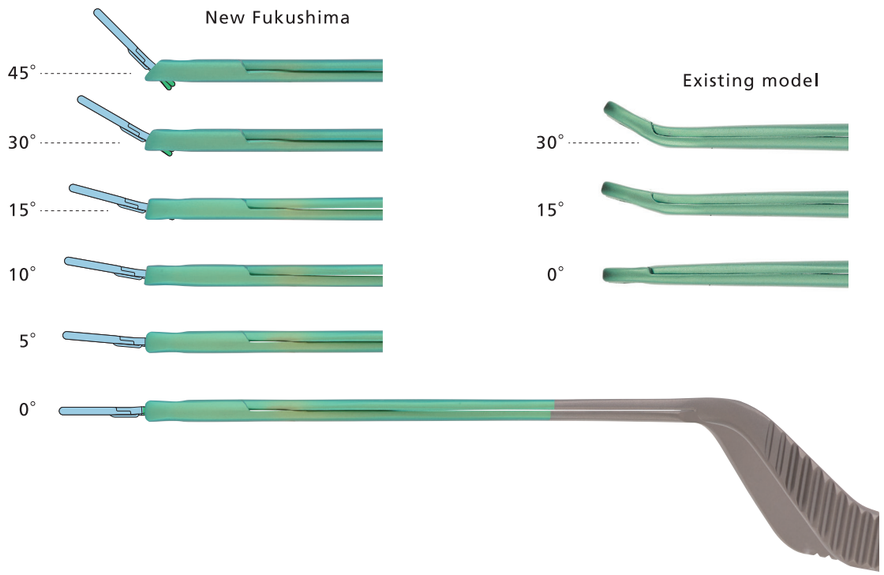

Instruments Specifications

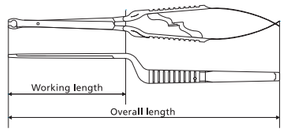

Effective length of appliers
This is the length from the clip holder tip.

Fukushima Keyhole Clip Applier

Actual size



Product Code	Product Name	Overall length	Working length
17-015-01	Standard Straight	218mm	85mm
17-015-02	Standard 5 degree Angled Up		
17-015-03	Standard 10 degree Angled Up		
17-015-04	Standard 15 degree Angled Up		
17-015-05	Standard 15 degree Angled Down		
17-015-06	Standard 30 degree Angled Up		
17-015-07	Standard 45 degree Angled Up		
17-015-08	Standard Right		
17-015-09	Standard Left		
17-015-10	Standard Far Right	220mm	
17-015-11	Standard Far Left		
17-015-21	Mini Straight	218mm	85mm
17-015-23	Mini 10 degree Angled Up		
17-015-24	Mini 15 degree Angled Up		
17-015-25	Mini 15 degree Angled Down		
17-015-26	Mini 30 degree Angled Up		
17-015-29	Mini Right		
17-015-30	Mini Left		
17-015-32	Mini Far Right	220mm	
17-015-33	Mini Far Left		
17-015-31	Long Straight	218mm	85mm

w/o Catches

Product Code	Product Name	Overall length	Working length
17-016-01	Standard Straight w/o Catches	218mm	85mm
17-016-02	Standard 5 degree Angled Up w/o Catches		
17-016-03	Standard 10 degree Angled Up w/o Catches		
17-016-04	Standard 15 degree Angled Up w/o Catches		
17-016-05	Standard 15 degree Angled Down w/o Catches		
17-016-06	Standard 30 degree Angled Up w/o Catches		
17-016-07	Standard 45 degree Angled Up w/o Catches		
17-016-08	Standard Right w/o Catches		
17-016-09	Standard Left w/o Catches		
17-016-10	Standard Far Right w/o Catches	220mm	
17-016-11	Standard Far Left w/o Catches		
17-016-21	Mini Straight w/o Catches	218mm	85mm
17-016-23	Mini 10 degree Angled Up w/o Catches		
17-016-24	Mini 15 degree Angled Up w/o Catches		
17-016-25	Mini 15 degree Angled Down w/o Catches		
17-016-26	Mini 30 degree Angled Up w/o Catches		
17-016-29	Mini Right w/o Catches		
17-016-30	Mini Left w/o Catches		
17-016-32	Mini Far Right w/o Catches	220mm	
17-016-33	Mini Far Left w/o Catches		
17-016-31	Long Straight w/o Catches	218mm	85mm

Surgeon must confirm proper placement of clip in appropriate Fukushima Keyhole T2 Clip Applier.

Instruments Specifications

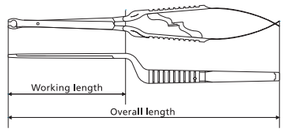

Effective length of appliers
This is the length from the clip holder tip.

Remover

Wide and Large Jaw
Easy to clamp clip when re-positioning and removing

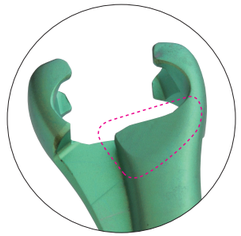

Tapered surface to have
better surgical view

Product Code	Product Name	Overall length	Working length
17-0125-6	Sugita Titanium Clip Ⅱ Remover Straight, for Standard Clips	210mm	90mm
17-0125-7	Sugita Titanium Clip Ⅱ Remover 30°Angled, for Standard Clips		
17-0135-6	Sugita Titanium Clip Ⅱ Remover Straight, for Mini Clips		
17-0135-7	Sugita Titanium Clip Ⅱ Remover 30°Angled, for Mini Clips		
17-0145-6	Sugita Titanium Clip Ⅱ Remover Straight, for Long Clips		

Swivel Angle Applier

Actual size

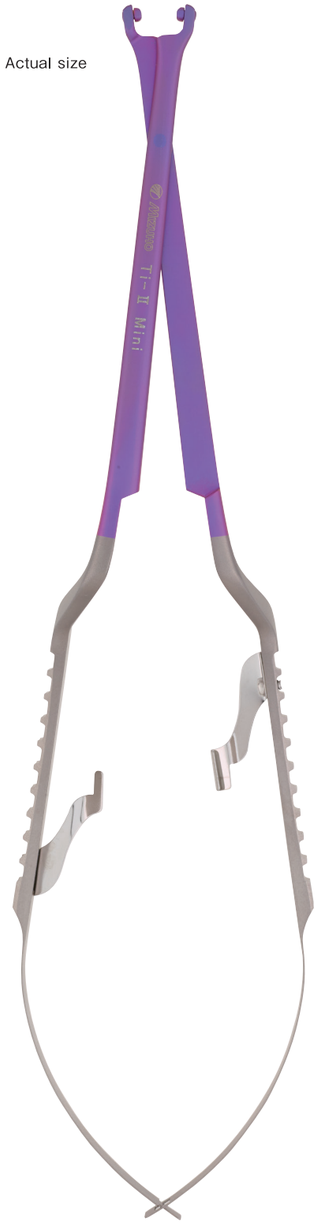

Swivel angle jaw on slim shaft body



Swivel angle Applier for Standard

Swivel angle Applier for Mini

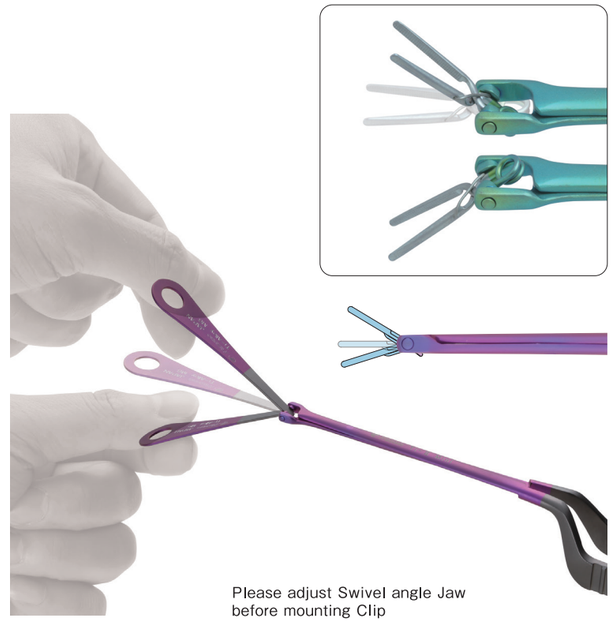

Please adjust Swivel angle Jaw
before mounting Clip

Product Code	Product Name	Overall length	Working length
17-0126-0	Sugita Titanium Clip Ⅱ Swivel angle Applier for Standard	210mm	90mm
17-0136-0	Sugita Titanium Clip Ⅱ Swivel angle Applier for Mini		

Instruments Specifications

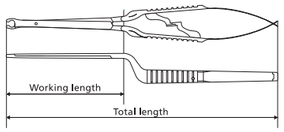

Effective length of appliers
This is the length from the clip holder tip.

SANO Double-Action Applier

Actual size

The applier has two joints. Angle adjustment key is included

Sano Double Action for Standard

Sano Double Action for Mini

Please adjust swivel angle jaw before mounting clip.

Product Code	Product Name	Overall length	Working length
17-0129	Sugita Titanium Clip Ⅱ Applier, Sano Double Action for Standard	210mm	90mm
17-0139	Sugita Titanium Clip Ⅱ Applier, Sano Double Action for Mini		

w/o Catches

Product Code	Product Name	Overall length	Working length
17-0129	Sugita Titanium Clip Ⅱ Applier, Sano Double Action for Standard w/o Catches	210mm	90mm
17-0139	Sugita Titanium Clip Ⅱ Applier, Sano Double Action for Mini w/o Catches		

SANO All-Angle Applier

Actual size

The applier has one joint. Angle adjustment key is included

Sano All-Angle for Standard

Sano All-Angle for Mini

Please adjust swivel angle jaw before mounting clip.

Product Code	Product Name	Overall length	Working length
17-0120	Sugita Titanium Clip Ⅱ Applier, Sano All-Angle for Standard	210mm	90mm
17-0130	Sugita Titanium Clip Ⅱ Applier, Sano All-Angle for Mini		

w/o Catches

Product Code	Product Name	Overall length	Working length
17-0120	Sugita Titanium Clip Ⅱ Applier, Sano All-Angle for Standard w/o Catches	210mm	90mm
17-0130	Sugita Titanium Clip Ⅱ Applier, Sano All-Angle for Mini w/o Catches		

Ordering information

Standard

Prod. Code	Description
17-001-01	Standard 8.5 Straight 7.0mm
17-001-02	Standard 10.5 Straight 10.0mm
17-001-03	Standard 11.0 Bayonet 7.0mm
17-001-04	Standard 9.5 Bent 8.0mm
17-001-05	Standard 11.0 Sideward Bent 8.0mm
17-001-06	Standard 10.0 Sideward Cvd. 9.0mm
17-001-07	Standard 12.0 Sideward Cvd. Bayonet 8.5mm
17-001-08	Standard 9.5 Cvd. 9.0mm
17-001-09	Standard 10.0 Slightly Cvd. 9.0mm
17-001-10	Standard 11.5 Straight 12.0mm
17-001-11	Standard 13.5 Sideward Bent 12.0mm
17-001-12	Standard 11.0 Bent 12.0mm
17-001-13	Standard 13.0 Bayonet 10.0mm
17-001-14	Standard 14.0 Bayonet 12.0mm
17-001-15	Standard 13.5 Straight 15.0mm
17-001-16	Standard 14.0 Slightly Cvd. Bayonet 12.0mm
17-001-17	Standard 15.5 Slightly Cvd. 18.0mm
17-001-18	Standard 15.5 Straight 18.0mm
17-001-20	Standard 8.0 L-Shaped 5.0mm
17-001-21	Standard 8.0 L-Shaped 7.5mm
17-001-22	Standard 8.0 L-Shaped 10.0mm
17-001-23	Standard 9.0 J-Shaped 6.0mm
17-001-24	Standard 9.0 J-Shaped 7.5 mm
17-001-25	Standard 9.5 J-Shaped 9.0mm
17-001-47	Standard 10.5 45° Angled 5.0mm
17-001-48	Standard 11.5 45° Angled 7.5mm
17-001-49	Standard 12.5 45° Angled 10.0mm
17-001-50	Standard 13.0 Slightly Cvd. 14.0mm
17-001-60	Standard 8.0 L-Shape w/Curved 7.5mm
17-001-61	Standard 8.0 L-Shaped w/Curved 10.0mm
17-001-62	Standard 9.0 1/4 Cvd. 7.5mm
17-001-63	Standard 9.5 1/4 Cvd. 8.6mm
17-001-64	Standard 10.5 Slightly Bent 8.0mm (4B)
17-001-65	Standard 11.0 Slightly Cvd. 11.0mm
17-001-66	Standard 11.0 Slightly Cvd. 11.0mm
17-001-68	Standard 10.0 Slightly Cvd. 9.0mm (8B)
17-001-69	Standard 9.5 Cvd. 9.0mm
17-001-73	Standard 11.0 1/4 Cvd. 11.0mm
17-001-70	Standard 17.0 Straight 21.0mm (19A)
17-002-01	Standard 9.0 Crankshaft 3.0mm
17-002-02	Standard 10.0 Crankshaft 4.0mm
17-002-03	Standard 10.0 Crankshaft 4.0mm

Standard Temporary

Prod. Code	Description
17-001-51	Temp. 9.0 Straight 7.0mm
17-001-52	Temp. 10.5 Straight 10.0mm
17-001-53	Temp. 11.5 Bayonet 7.0mm
17-001-54	Temp. 9.5 Bent 8.0mm
17-001-55	Temp. 11.0 Slightly Curved 11.0mm
17-006-31	Temp. 12.0 Straight 12.0mm
17-006-32	Temp. 13.5 Straight 15.0mm
17-006-33	Temp. 16.5 Straight 20.0mm
17-006-34	Temp. 13.0 Slightly Curved 14.0mm

Booster

Booster Clip is suitable for below numbers.

Clip No. 1 2 5 6 9 10 11 15 17 18 20 21 22 23 24 25 47 48 49 50 60 61 62 63 65 66 69 70 73 C01 C02 C03

Prod. Code	Description
17-002-00	Booster

Fenestrated

Prod. Code	Description
17-001-26	Fen. 3.5, 11.0 Straight 6.0mm
17-001-27	Fen. 3.5, 13.0 Straight 9.0mm
17-001-28	Fen. 3.5, 14.5 Straight 12.0mm
17-001-29	Fen. 5.0, 12.0 Straight 6.0mm
17-001-30	Fen. 5.0, 14.0 Straight 9.0mm
17-001-31	Fen. 5.0, 15.5 Straight 12.0mm
17-001-32	Fen. 3.5, 8.5 Bent 5.0mm
17-001-33	Fen. 3.5, 9.0 Bent 7.5mm
17-001-34	Fen. 3.5, 10.0 Bent 10.0mm
17-001-35	Fen. 5.0, 9.5 Bent 5.0mm
17-001-36	Fen. 5.0, 10.0 Bent 7.5mm
17-001-37	Fen. 5.0, 11.0 Bent 10.0mm
17-001-38	Fen. 3.5, 7.5 L-Shaped 5.0mm
17-001-39	Fen. 3.5, 7.5 L-Shaped 7.5mm
17-001-40	Fen. 3.5, 7.5 L-Shaped 10.0mm
17-001-41	Fen. 5.0, 8.5 L-Shaped 5.0mm
17-001-42	Fen. 5.0, 8.5 L-Shaped 7.5mm
17-001-43	Fen. 5.0, 8.5 L-Shaped 10.0mm
17-001-44	Fen. 5.0, 10.5 Bayonet 5.0mm
17-001-45	Fen. 5.0, 12.0 Bayonet 7.5mm
17-001-46	Fen. 5.0, 13.5 Bayonet 10.0mm
17-001-74	Fen. 5.0, 8.5 L-Shaped Cvd. to L 5.0mm
17-001-75	Fen. 5.0, 8.5 L-Shaped Cvd. to L 7.5mm
17-001-76	Fen. 5.0, 8.5 L-Shaped Cvd. to L 10.0mm
17-001-77	Fen. 5.0, 8.5 L-Shaped Cvd. to R 5.0mm
17-001-78	Fen. 5.0, 8.5 L-Shaped Cvd. to R 7.5mm
17-001-79	Fen. 5.0, 8.5 L-Shaped Cvd. to R 10.0mm
17-002-04	Fujita Fen. 5.0, 11.0 Straight Angled 5.0mm
17-002-05	Fujita Fen. 5.0, 12.0 Straight Angled 7.5mm
17-002-07	Fujita Fen. 5.0, 9.0 Bent Angled to R 5.0mm
17-002-08	Fujita Fen. 5.0, 10.0 Bent Angled to R 7.5mm
17-002-09	Fujita Fen. 5.0, 9.0 Bent Angled to L 5.0mm
17-002-10	Fujita Fen. 5.0, 10.0 Bent Angled to L 7.5mm
17-002-11	Fujita Fen. 5.0, 8.0 L-Shaped Angled to R 5.0mm
17-002-12	Fujita Fen. 5.0, 8.0 L-Shaped Angled to R 7.5mm
17-002-13	Fujita Fen. 5.0, 8.0 L-Shaped Angled to L 5.0mm
17-002-14	Fujita Fen. 5.0, 8.0 L-Shaped Angled to L 7.5mm
17-006-01	Fen. 5.0, 9.5 L-Shaped Window 3.0mm
17-006-02	Fen. 5.0, 10.0 L-Shaped Window 4.0mm
17-006-03	Fen. 5.0, 11.0 L-Shaped Window 5.0mm
17-006-35	Fen. 3.5, 8.0 Bent 3.0mm
17-006-36	Fen. 5.0, 9.0 Bent 3.0mm
17-006-37	Fen. 5.0, 8.5 L-Shaped 3.0mm
17-006-38	Fen. 3.5, 9.0 Straight 3.0mm
17-006-39	Fen. 3.5, 10.0 Straight 4.0mm
17-006-40	Fen. 5.0, 11.0 Straight 4.0mm
17-006-43	Fen. 3.5, 7.5 L-Shaped 3.0mm

Mini

Prod. Code	Description
17-001-80	Mini 5.5 Straight 4.0mm
17-001-81	Mini 7.0 Straight 6.0mm
17-001-83	Mini 6.5 Curved 5.0mm
17-001-84	Mini 7.0 Bent 5.0mm
17-001-85	Mini 5.5 Curved 4.0mm
17-001-86	Mini 7.5 Sideward Curved 7.0mm
17-001-87	Mini 6.0 Curved 5.0mm
17-001-88	Mini 7.5 Curved 7.0mm
17-001-89	Mini 8.5 Bayonet 5.0mm
17-001-95	Mini 5.5 Straight Slim 4.0mm
17-001-96	Mini 7.0 Straight Slim 6.0mm
17-001-97	Mini 7.0 Curved Slim 6.7mm
17-001-98	Mini 8.0 Curved Slim 8.2mm
17-001-99	Mini 6.5 Curved Slim 5.2mm
17-002-15	Mini 8.0 Straight 8.0mm
17-002-16	Mini 7.0 Curved 6.5mm
17-002-17	Mini 6.5 Slightly Curved 5.5mm
17-002-18	Mini 7.0 Slightly Curved 6.5mm
17-002-19	Mini 8.5 Sideward Bent 6.0mm
17-002-20	Mini 10.0 Bayonet 7.0mm
17-002-21	Mini 6.5 Curved Slim 5.5mm

Mini Temporary

Prod. Code	Description
17-001-56	Mini Temp. 7.0 Straight 6.0mm
17-001-57	Mini Temp. 7.0 Bent 5.0mm
17-001-58	Mini Temp. 7.0 Straight Slim 6.0mm
17-006-23	Mini Temp. 9.5 Straight 10.0mm
17-006-24	Mini Temp. 12.5 Straight 15.0mm
17-006-27	Mini Temp. 6.0 Straight 4.0mm
17-006-28	Mini Temp. 6.5 Straight 5.0mm
17-006-29	Mini Temp. 7.5 Straight 7.0mm
17-006-30	Mini Temp. 8.0 Straight 8.0mm

Long

Prod. Code	Description
17-001-71	Long 19.0 Bayonet 21.0mm (19B)
17-001-72	Long 18.0 Straight 25.0mm (19C)
17-001-90	Long 20.5 Straight 30.0mm
17-001-91	Long 23.5 Straight 35.0mm
17-001-92	Long 26.0 Straight 40.0mm

Sugita Titanium Aneurysm ClipⅡ (T2) Appliers and Removers

Prod. Code	Description
17-012-81	Sugita Titanium Clip II Single Shaft Applier Standard, 50mm DT
17-012-82	Sugita Titanium Clip II Single Shaft Applier Standard, 90mm DT
17-012-83	Sugita Titanium Clip II Single Shaft Applier Standard, 110mm DT
17-012-84	Sugita Titanium Clip II Single Shaft Applier Standard, 30 Degree Ang, 50mm DT
17-012-85	Sugita Titanium Clip II Single Shaft Applier Standard, 30 Degree Ang, 90mm DT
17-012-86	Sugita Titanium Clip II Single Shaft Applier Standard, 30 Degree Ang, 110mm DT
17-013-81	Sugita Titanium Clip II Single Shaft Applier Mini, 50mm DT
17-013-82	Sugita Titanium Clip II Single Shaft Applier Mini, 90mm DT
17-013-83	Sugita Titanium Clip II Single Shaft Applier Mini, 110mm DT
17-013-84	Sugita Titanium Clip II Single Shaft Applier Mini, 30 Degree Ang, 50mm DT
17-013-85	Sugita Titanium Clip II Single Shaft Applier Mini, 30 Degree Ang, 90mm DT
17-013-86	Sugita Titanium Clip II Single Shaft Applier Mini, 30 Degree Ang, 110mm DT

Prod. Code	Description
17-015-01	Fukushima Std, Straight
17-015-02	Fukushima Std, 5 degree Angled Up
17-015-03	Fukushima Std, 10 degree Angled Up
17-015-04	Fukushima Std, 15 degree Angled Up
17-015-05	Fukushima Std, 15 degree Angled Down
17-015-06	Fukushima Std, 30 degree Angled Up
17-015-07	Fukushima Std, 45 degree Angled Up
17-015-08	Fukushima Std, Right
17-015-09	Fukushima Std, Left
17-015-10	Fukushima Std, Far Right
17-015-11	Fukushima Std, Far Left
17-015-21	Fukushima Mini, Straight
17-015-23	Fukushima Mini, 10 degree Angled Up
17-015-24	Fukushima Mini, 15 degree Angled Up
17-015-25	Fukushima Mini, 15 degree Angled Down
17-015-26	Fukushima Mini, 30 degree Angled Up
17-015-29	Fukushima Mini, Right
17-015-30	Fukushima Mini, Left
17-015-32	Fukushima Mini, Far Rigth
17-015-33	Fukushima Mini, Far Left
17-015-31	Fukushima Long, Straight

Prod. Code	Description
17-016-01	Fukushima Std, Straight w/o Catches
17-016-02	Fukushima Std, 5 degree Angled Up w/o Catches
17-016-03	Fukushima Std, 10 degree Angled Up w/o Catches
17-016-04	Fukushima Std, 15 degree Angled Up w/o Catches
17-016-05	Fukushima Std, 15 degree Angled Down w/o Catches
17-016-06	Fukushima Std, 30 degree Angled Up w/o Catches
17-016-07	Fukushima Std, 45 degree Angled Up w/o Catches
17-016-08	Fukushima Std, Right w/o Catches
17-016-09	Fukushima Std, Left w/o Catches
17-016-10	Fukushima Std, Far Right w/o Catches
17-016-11	Fukushima Std, Far Left w/o Catches
17-016-21	Fukushima Mini, Straight w/o Catches
17-016-23	Fukushima Mini, 10 degree Angled Up w/o Catches
17-016-24	Fukushima Mini, 15 degree Angled Up w/o Catches
17-016-25	Fukushima Mini, 15 degree Angled Down w/o Catches
17-016-26	Fukushima Mini, 30 degree Angled Up w/o Catches
17-016-29	Fukushima Mini, Right w/o Catches
17-016-30	Fukushima Mini, Left w/o Catches
17-016-32	Fukushima Mini, Far Right w/o Catches
17-016-33	Fukushima Mini, Far Left w/o Catches
17-016-31	Fukushima Long, Straight w/o Catches

Prod. Code	Description
17-012-56	Remover Std, Straight
17-012-57	Remover Std, 30°Angled
17-013-56	Remover Mini, Stright
17-013-57	Remover Mini, 30°Angled
17-014-56	Remover Long, Stright

Prod. Code	Description
17-012-09	Sano Double Action Std
17-012-10	Sano All-Angle Std
17-012-19	Sano Double Action Std, w/o Catches
17-012-20	Sano All-Angle Std, w/o Catches
17-013-09	Sano Double Action Mini
17-013-10	Sano All-Angle Mini
17-013-19	Sano Double Action Mini, w/o Catches
17-013-20	Sano All-Angle Mini, w/o Catches

Prod. Code	Description
17-012-60	Swivel angle Std
17-013-60	Swivel angle Mini

T2 Clip & Appliers Cases

Prod. Code	Description
17-010-50MA	TII Organizational Tray-Complete Set
17-010-51	TII Clip Caddy-Mini/JCL/Temporary
17-010-52	TII Clip Caddy-Str/Cvd/Bent/Bayonet
17-010-53	TII Clip Caddy-Fenestrated
17-010-54	TII Clip Caddy-L-Shaped/Angled/Window/Long
17-010-06MA	TII Half Size Tray and Clip Caddy
17-010-06MABL	TII Half Size Tray
17-010-07MA	TII Mini Temp/Temp/Booster Clip Caddy
17-010-50BL	TII Tray Base and Lid Only